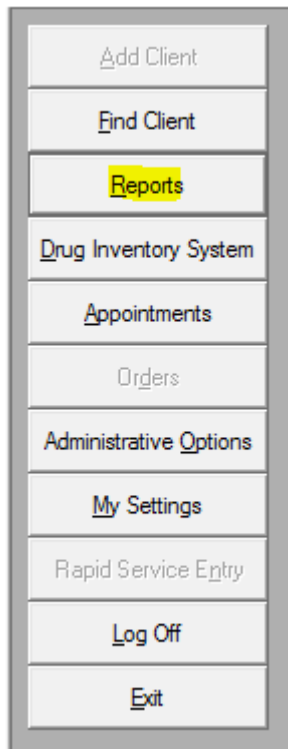


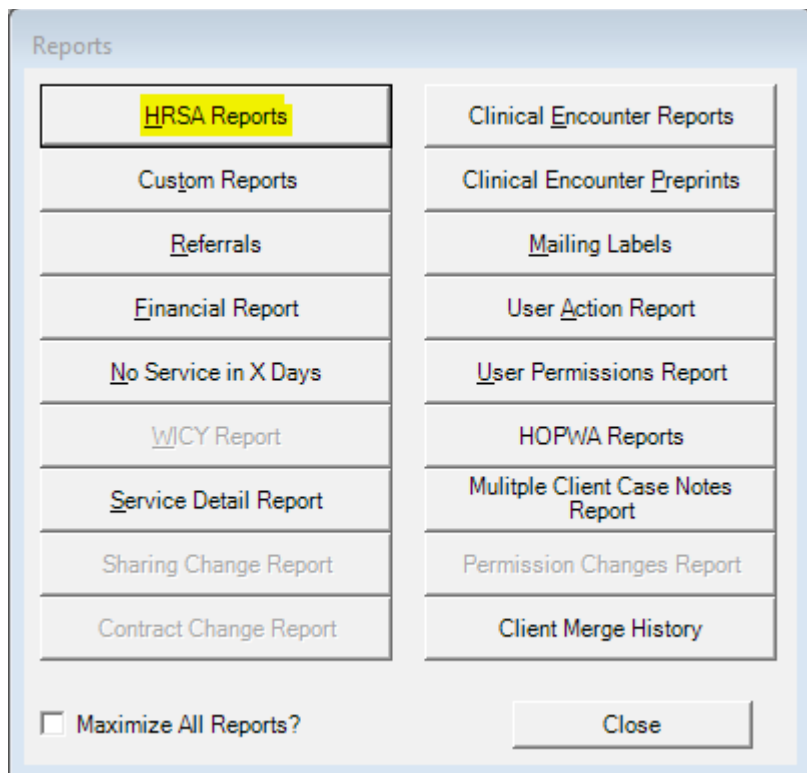
The RSR Client Report Viewer allows users to view aggregate counts of the clients being reported on the RSR. This allows users to easily find clients and adjust any clinical data if incorrect. An RSR Client Report will have to be created to view. Instructions for creating an RSR Client Report can be found by clicking [here](#). As of build 914, the RSR Client Report Viewer includes calculations for how complete data is. This includes quarterly calculations for services, labs, and linkage to care as well as calculations for racial subgroups.

To view an RSR Client Report:

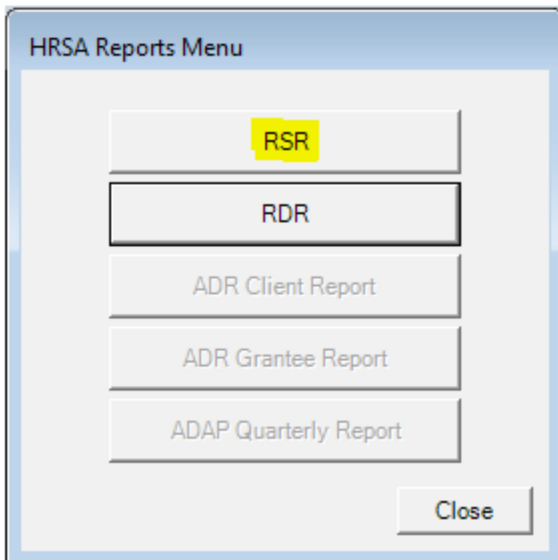
1. Click *Reports*.



2. Click *HRSA Reports*.



3. Click *RSR*.



4. Click *Client Report Viewer*

Ryan White HIV/AIDS Program Services Report (RSR)

Data Validation Report Client Report Viewer

RSR

Report Year:
2018

Options

☐ Use Shared Lab Data

Report Filter:

☐ Apply Custom Filter [Edit Filter](#)

☐ Hide Personal Identifying Information

Create RSR Client Report

What type of quality management program did your agency use to assess services by medical providers during this reporting period?

Create RSR Provider Report

Close

5. Click *Select RSR File* or the ellipsis.

RSR Report Viewer

F1: [Select RSR File](#)

F2: [Printable Report](#)

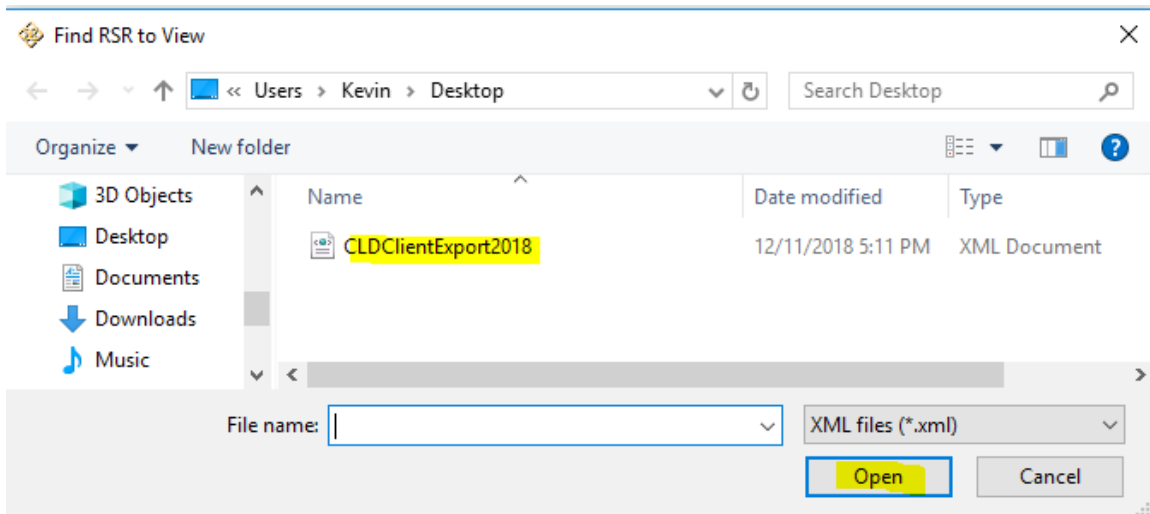
Esc: [Close](#)

File: ...

Provider:

Category	Count
----------	-------

6. Select the client export file and click *Open*.



The Client Report Viewer will show the results of that client export file.

RSR Report Viewer

F1: Select RSR File
F2: Printable Report
Esc: Close

File: C:\Users\Kevin\Desktop\CLDClientExport2018.xml Year: 2018
Provider: tester

Category	Count	Percent
Total Clients (any service):	1461	100%
Clients with Core Medical/CM services:	1461	100.0%
Clients with OAHS/MCM/CM/Housing services:	1461	100.0%
Clients with OAHS/MCM/CM services:	1461	100.0%
Clients with OAHS services:	1460	99.9%
HIV+ Clients with OAHS:	1213	83.0%
Female HIV+ Clients with OAHS:	587	40.2%
2. Enrollment Status		
(Clients with OAHS/MCM/CM)	1461	
Active, continuing in program:	1336	91.4%
Referred to another program or service:	11	0.8%
Removed from treatment due to violation of rules:	0	0.0%
Incarcerated:	10	0.7%
Relocated:	1	0.1%
Deceased:	23	1.6%
Missing:	80	5.5%
4. Client Birth Year:		
(All clients)	1461	
1960 and before:	245	16.8%
1961 - 1970:	80	5.5%
1971 - 1980:	128	8.8%
1981 - 1990:	888	60.8%
1991 - 2000:	105	7.2%
2001 - 2010:	14	1.0%
2011 - 2018:	1	0.1%
Missing:	0	0.0%
5. Ethnicity		
(All clients)	1461	
Hispanic:	284	19.4%
NonHispanic:	1177	80.6%
Missing:	0	0.0%

The missing percentage is incomplete data for that question. (i.e. 80 is 5.5% of 1461.)

7. Click on a *Count* value.

RSR Report Viewer		
F1: Select RSR File F2: Printable Report Esc: Close	File: <input type="text" value="C:\Users\Kevin\Desktop\CLDClientExport2018.xml"/>	Year: 2018
	Provider: <input type="text" value="lester"/>	
	Category	Count Percent
	Total Clients (any service):	1461 100%
	Clients with Core Medical/CM services:	1461 100.0%
	Clients with OAHS/MCM/CM/Housing services:	1461 100.0%
	Clients with OAHS/MCM/CM services:	1461 100.0%
	Clients with OAHS services:	1460 99.9%
	HIV+ Clients with OAHS:	1213 83.0%
	Female HIV+ Clients with OAHS:	587 40.2%
	2. Enrollment Status	
	(Clients with OAHS/MCM/CM)	1461
	Active, continuing in program:	1336 91.4%
	Referred to another program or service:	11 0.8%
	Removed from treatment due to violation of rules:	0 0.0%
	Incarcerated:	10 0.7%
	Relocated:	1 0.1%
	Deceased:	23 1.6%
	Missing:	80 5.5%
	4. Client Birth Year:	
	(All clients)	1461
	1960 and before:	245 16.8%
	1961 - 1970:	80 5.5%
	1971 - 1980:	128 8.8%
	1981 - 1990:	888 60.8%
	1991 - 2000:	105 7.2%
	2001 - 2010:	14 1.0%
	2011 - 2018:	1 0.1%
	Missing:	0 0.0%
	5. Ethnicity	
	(All clients)	1461
	Hispanic:	284 19.4%
	NonHispanic:	1177 80.6%
	Missing:	0 0.0%

This will open the RSR Real Time Client Lookup.

1. Select a client.
2. Select Demographics from the drop down menu.
3. Click *Go To Selected Client*.

This will open a client's record to edit the data field for that tab.

RSR Real Time Client Lookup

2. Enrollment Status = Missing:

Clients Found: 80 [F3 - Printable List](#)

Aldadhen, Brant	Hypothesis, Agripina	Runningtest, Oliver
Aldadhen, Clayton	Hypothesis, Amelia	Sean, Churchill
Beginningtest, Adele	Hypothesis, Carlo	Shathalar, Bobbie
Beginningtest, Agatha	Hypothesis, Chester	Shavanrin, Brett
Beginningtest, Boris	Hypothesis, Faith	Shavanrin, Charles
Beginningtest, Leah	Hypothesis, Robert	Skinner, Piers
Endingtest, Carol	Hypothesis, Rollandfield	Tanelensyr, Bud
Experiment, Custom	Hypothesisishypothesis, Julia	Telmirian, Chas
Experimentexperiment, Adriana	Hypothesisishypothesis, Keith	Test, Adelaide
Experimentexperiment, Agueda	Hypothesisishypothesis, Megan	Testbeginning, Agnus
Experimentexperiment, Barton	Hypothesisishypothesis, Super	Testending, Chas
Experimentexperiment, Gabrielle	Johansen, Brant	Testending, Elizabeth
Experimentexperiment, Jan	Langdon, Una	Tester, Adella
Experimentexperiment, Sarah	Martin, Gabrielle	Tester, Buster
Experimentexperiment, Simon	Poole, Joshua	Tester, Carlo
Fallon, Carol	Runningtest, Brain	Tester, Faith
Galaos, Collin	Runningtest, Brian	TesterTester, Brain
Gregus, Lusivicus	Runningtest, Clement	TesterTester, Lauren
Hypothesis, Abigail	Runningtest, Creed	TesterTester, Longbottom
Hypothesis, Adell	Runningtest, Maria	Testing, Addie

[F1 - Go To Selected Client](#) Demographics

Click [here](#) to view an example of the RSR Client Report Viewer.